

SURGICAL TECHNIQUE



Freely-rotating Postero-stabilized Prosthesis with Fixed-bearing Tibial Insert

TRAYS # 16501 and # 16502*
*(OPTION)



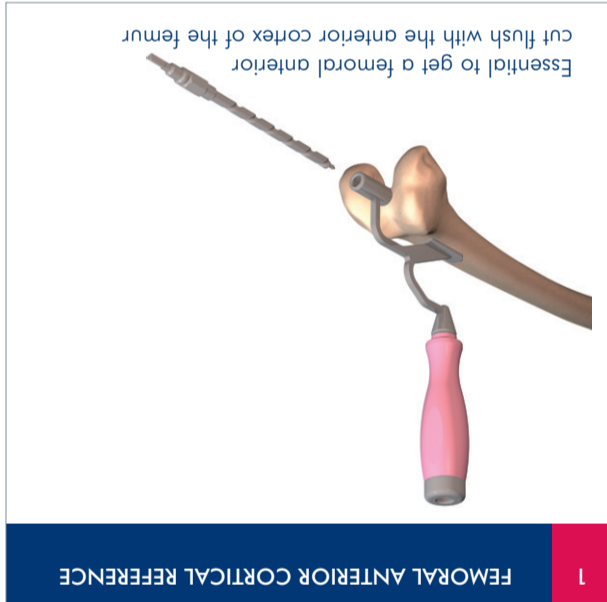
A time-defying CONCEPT.
More than 22 YEARS of clinical follow-up.



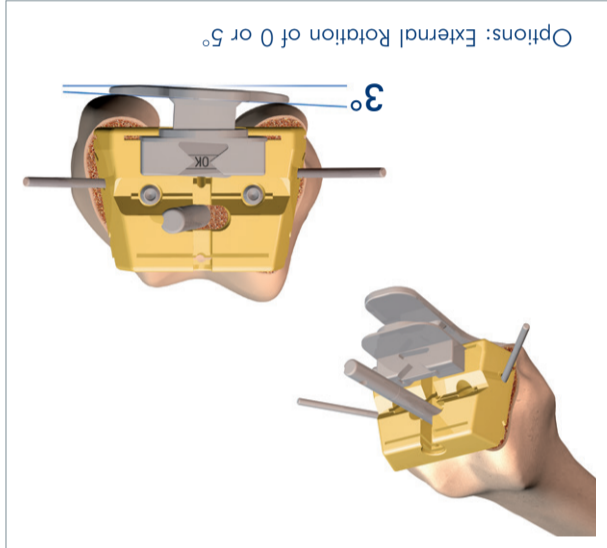
AN EFFICIENT AND UNIVERSAL SURGICAL TECHNIQUE

- Femoral anterior cortical reference
- Femoral distal cut first
- 4-in-1 Femoral Cutting Bloc
- Extensive interchangeability between femoral and tibial sizes
- 4 Trays for Measured Resection Technique
- One Additional Tray for Gap Balancing Technique and Extreme Sizes

SURGICAL TECHNIQUE: FEMORAL CUTS AND FINISHING



1 FEMORAL ANTERIOR CORTICAL REFERENCE



2 DISTAL FEMORAL CUT

3 FEMORAL SIZE MEASUREMENT (OPTIONAL STEP)



4 4-IN-1 FEMORAL CUTS WITH 3° OF EXTERNAL ROTATION



5 INTERCONDYLAR BOX PREPARATION



6 FEMORAL TRIAL VALIDATION



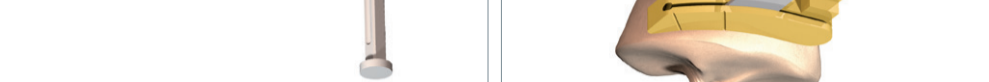
1 EXTRA-MEDULLARY SYSTEM



1 INTRA-MEDULLARY SYSTEM WITH EXTRA MEDULLARY CONTROL



2 TIBIA PREPARATION



3 PATELLAR PREPARATION

